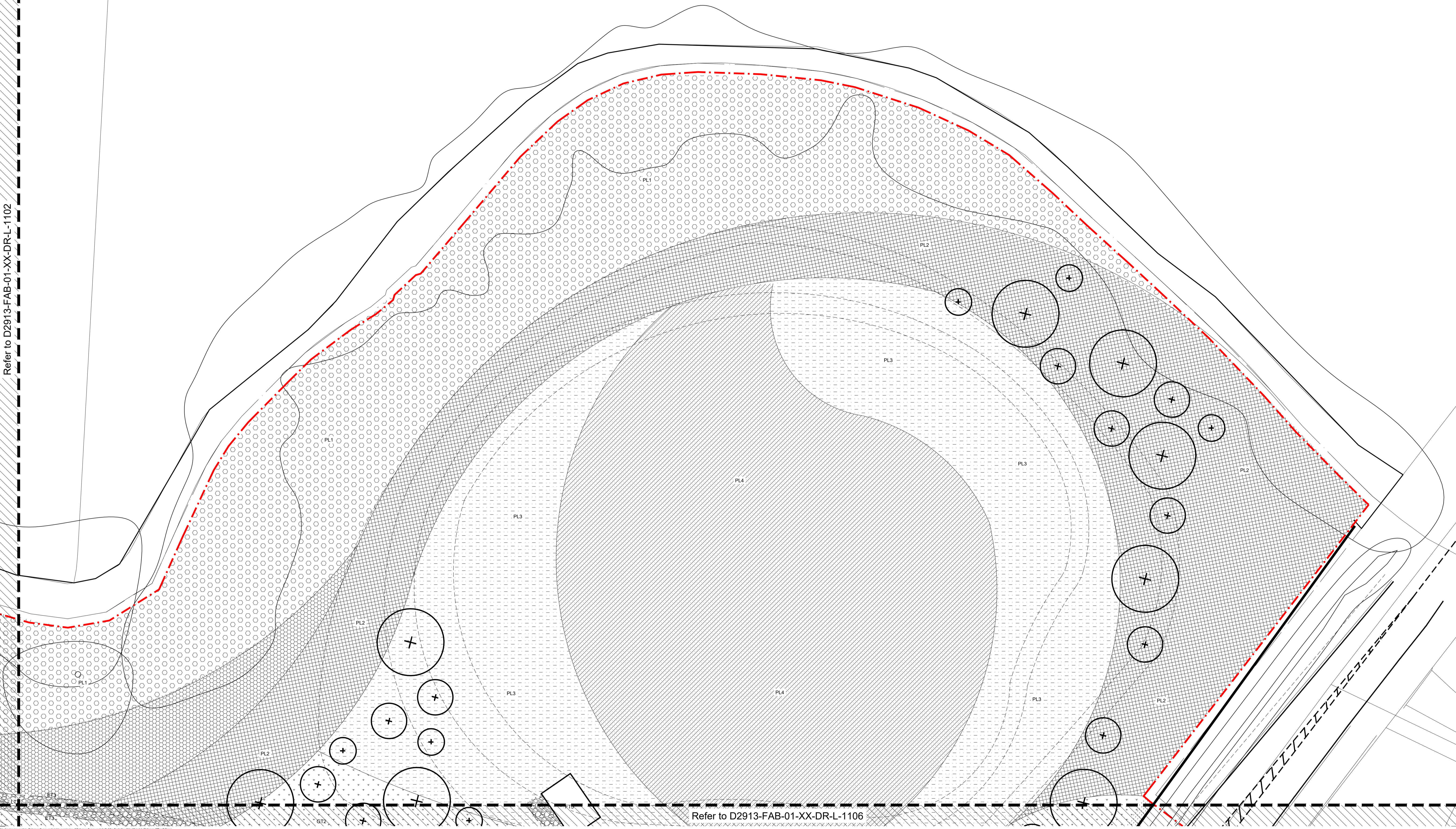
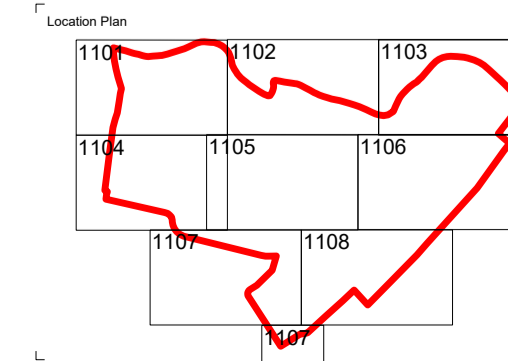


Refer to D2913-FAB-01-XX-DR-L-1102



Refer to D2913-FAB-01-XX-DR-L-1106



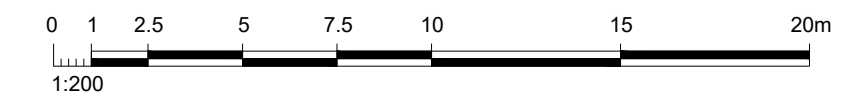
fabik landscape architects
 Lenzen House | 10 Lenzen Street | Alton | Hampshire | GU34 1HG
 T: 01420 992910 | E: alton@fabik.com | W: www.fabik.com

Project: **Watermill Bridge, Washwater, Newbury** Client: **Bewley Homes PLC**

Drawing Title: **Combined Hard and Soft General Arrangement Plan Sheet 3**

Issue: **ISSUED FOR PLANNING APPROVAL** Drawn By: **mb** Checked By: **mb** Drawn Scale: **1:200 @ A1** Date of First Issue: **Oct | 2021**

| Project Number | Client | Zone | Level | File Type | Scale | Number | Revision |
|----------------|--------|------|-------|-----------|-------|--------|----------|
| D2913 | FAB | 01 | XX | DR | L | 1103 | PL02 |



| PL01 | 08/10/21 | PLANNING ISSUE | mb | JHB |
|-------|----------|----------------|-----|-----|
| PL02 | 08/10/21 | DRAFT ISSUE | JHB | JHB |
| Drawn | Checked | | | |
| | | | | |

External References:

- D:\p01\2913-FAB-00-XX-XX-XX-M2_L_1100-Phase 1 Landscape.dwg
- D:\p01\2913-FAB-00-XX-XX-XX-M2_L_1100-Phase 1 Red Line Boundary.dwg
- D:\p01\2913-FAB-00-XX-XX-XX-M2_L_1100-Phase 1 Red Line Boundary.dwg
- D:\p01\2913-FAB-00-XX-XX-XX-M2_L_1100-Phase 1 Red Line Boundary.dwg
- D:\p01\2913-FAB-00-XX-XX-XX-M2_L_1100-Phase 1 Red Line Boundary.dwg
- D:\p01\2913-FAB-00-XX-XX-XX-M2_L_1100-Phase 1 Red Line Boundary.dwg

Disclaimers:

- This drawing is copyright of fabik. It must not be copied or reproduced without written consent from the owner.
- Do not scale from this drawing. Only figured dimensions are to be taken from this drawing.
- All dimensions are to be taken from the drawing and the user is responsible for taking and checking all dimensions related to the works shown on the drawing prior to fabrication or setting out.